

# Parental controls guide

# BBC iPlayer guide

## Parental Controls information

### Type of guide

Entertainment & Search engines

---

### Features and Benefits

The Parental Guidance Lock is a safeguard to help you control which BBC audio and video content your children can listen to or watch online. Alternatively, there is also a [BBC iPlayer Kids](#) app featuring tailored content for kids.

---

### What specific content can I restrict?



Innapropriate content

---

### What do I need?

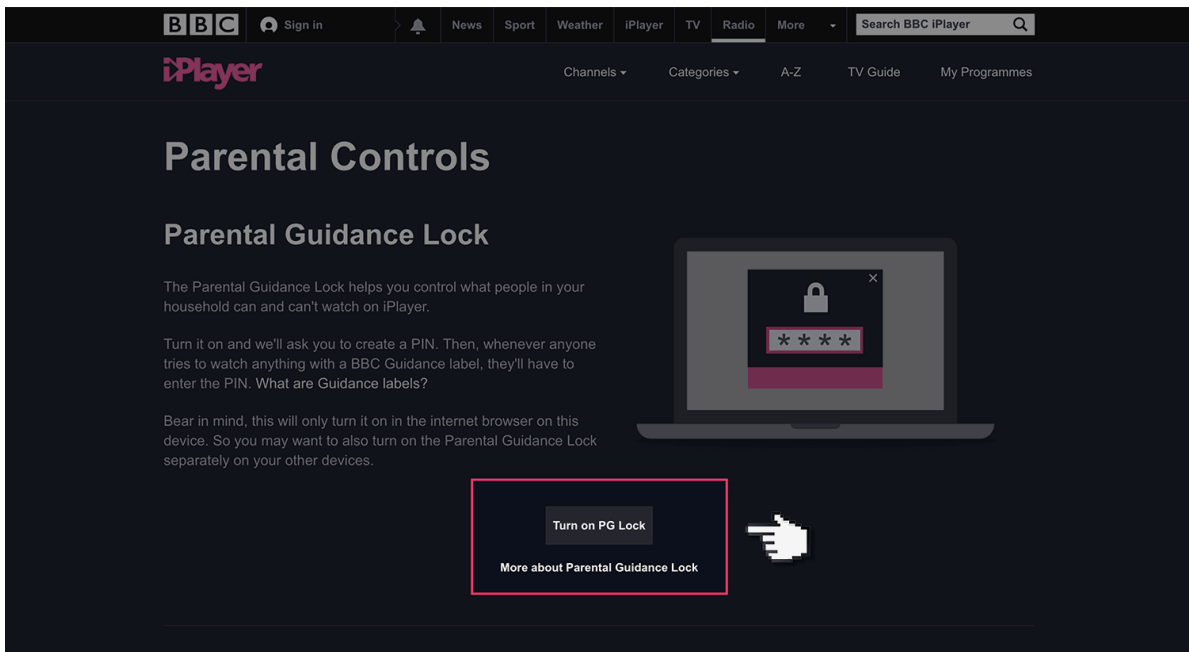
BBC iPlayer account username and password.

# BBC iPlayer guide

## Step by step guide

1

Go to iPlayer's Parental Guidance page and click on the 'Set up the parental Guidance Lock now' button.



The screenshot shows the BBC iPlayer website's 'Parental Controls' page. At the top, there is a navigation bar with the BBC logo, a 'Sign in' button, and various menu items like News, Sport, Weather, iPlayer, TV, Radio, and More. A search bar is also present. Below the navigation bar, the 'iPlayer' logo is displayed, followed by links for Channels, Categories, A-Z, TV Guide, and My Programmes.

## Parental Controls

### Parental Guidance Lock

The Parental Guidance Lock helps you control what people in your household can and can't watch on iPlayer.

Turn it on and we'll ask you to create a PIN. Then, whenever anyone tries to watch anything with a BBC Guidance label, they'll have to enter the PIN. What are Guidance labels?

Bear in mind, this will only turn it on in the internet browser on this device. So you may want to also turn on the Parental Guidance Lock separately on your other devices.

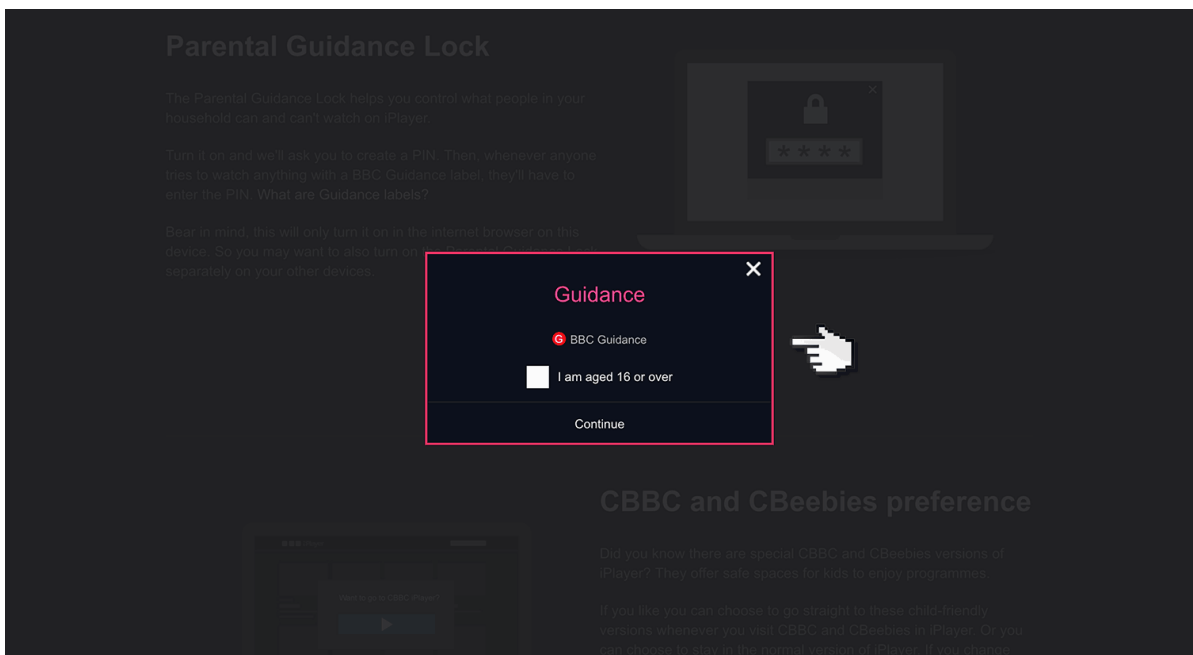
On the right side of the page, there is an illustration of a laptop displaying a PIN entry screen with a lock icon and four asterisks. Below the text, there is a button labeled 'Turn on PG Lock' and a link labeled 'More about Parental Guidance Lock'. A hand cursor icon is positioned over the 'Turn on PG Lock' button, indicating it is clickable.

# BBC iPlayer guide

## Step by step guide

2

Select the check box and click 'Continue'.



The screenshot shows the 'Parental Guidance Lock' settings page. The page has a dark background with light text. At the top, the title 'Parental Guidance Lock' is displayed. Below it, there are three paragraphs of explanatory text. To the right, there is a small image of a laptop screen showing a PIN entry interface. In the foreground, a modal window titled 'Guidance' is open. This modal has a close button (X) in the top right corner. It contains two options: 'BBC Guidance' with a checked radio button, and 'I am aged 16 or over' with an unchecked radio button. At the bottom of the modal is a 'Continue' button. A white hand cursor is pointing at the 'I am aged 16 or over' option. Below the modal, the section 'CBBC and CBeebies preference' is visible, followed by two paragraphs of text.

**Parental Guidance Lock**

The Parental Guidance Lock helps you control what people in your household can and can't watch on iPlayer.

Turn it on and we'll ask you to create a PIN. Then, whenever anyone tries to watch anything with a BBC Guidance label, they'll have to enter the PIN. What are Guidance labels?

Bear in mind, this will only turn it on in the internet browser on this device, so you may want to also turn on Parental Guidance separately on your other devices.

**Guidance**

BBC Guidance

I am aged 16 or over

Continue

**CBBC and CBeebies preference**

Did you know there are special CBBC and CBeebies versions of iPlayer? They offer safe spaces for kids to enjoy programmes.

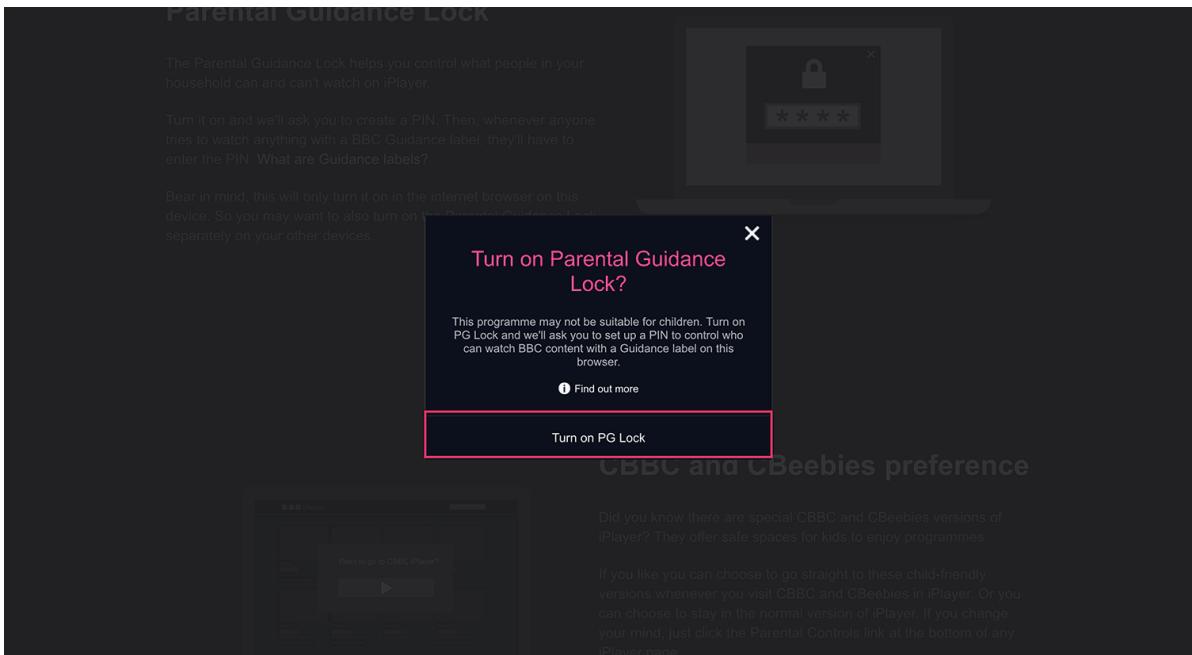
If you like you can choose to go straight to these child-friendly versions whenever you visit CBBC and CBeebies in iPlayer. Or you can choose to stay in the normal version of iPlayer, if you prefer.

# BBC iPlayer guide

## Step by step guide

3

Click the 'Turn On' button.



# BBC iPlayer guide

## Step by step guide

4

You will now have to create a 4-digit pin code. This will be required whenever an age restricted show is trying to be accessed.

