

Parental controls guide

TalkTalk Homesafe guide

Parental Controls information

Type of guide

Broadband & mobile networks

Features and Benefits

TalkTalk Homesafe features three web filter settings – Virus Alert, Kids Safe, Homework time that can block social networking and games sites at specific times and the ability to block individual sites.

What specific content can I restrict?



Alcohol & Tobacco



Dating



Drugs & Criminal Skills



File Sharing & Hacking



Gambling



Innapropriate content



Online games



Pornography & Adult



Social networking



Suicide & Self-harm



Weapons & Violence, Gore & Hate

What do I need?

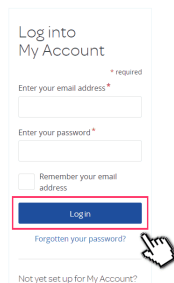
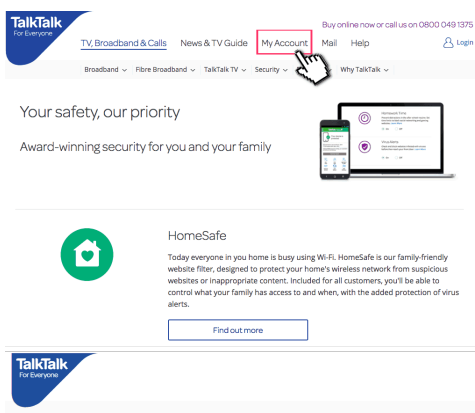
A TalkTalk account (Username and Password). If you haven't signed up, you will need your landline telephone number and your TalkTalk account number (found at the top of your bill).

TalkTalk Homesafe guide

Step by step guide

1

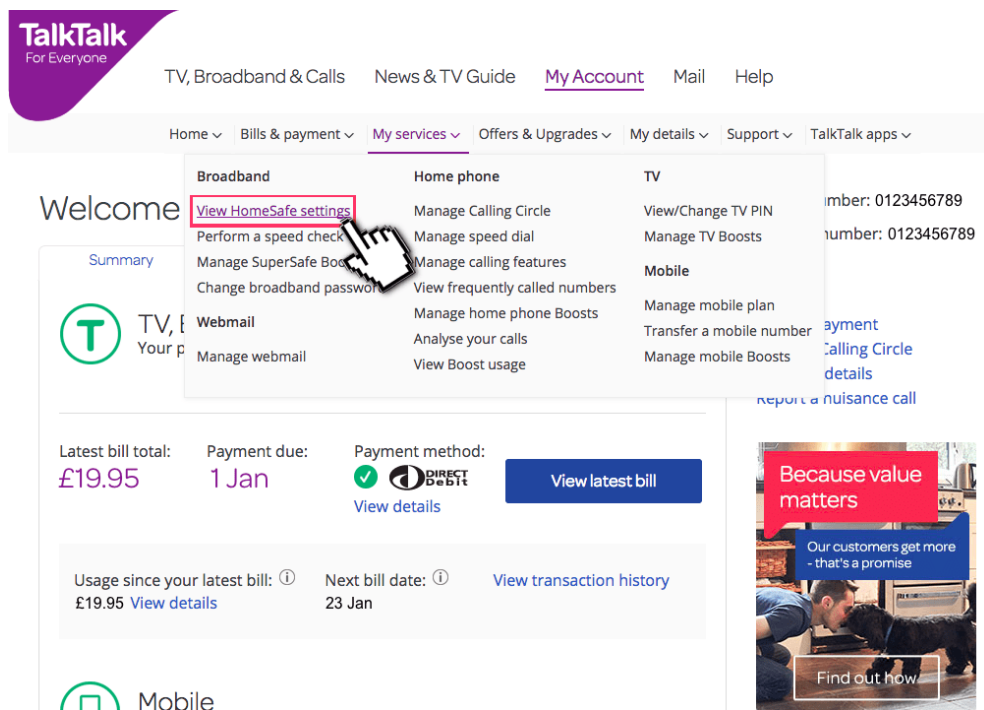
Go to 'My Account' and log in with your Username and Password. If you haven't got an account click the 'Register' button.

A screenshot of the 'Log into My Account' login form. The form has two input fields: 'Enter your email address*' and 'Enter your password*'. Below the password field is a checkbox labeled 'Remember your email address'. The 'Login' button is highlighted with a red box and a mouse cursor. There are also links for 'Forgotten your password?' and 'Not yet set up for My Account?'.

TalkTalk Homesafe guide

Step by step guide

- 2 Hover over 'My services' from the menu at the top and select 'View HomeSafe settings'



TalkTalk Homesafe guide

Step by step guide

3

Select filters and change your settings to suit your family needs.

